

# Marine A60 Sound Floor Combi - Concrete

## Product description

Marlon Marine Sound Floor Combi - Concrete system is a Marlon Marine VE 1400 Concrete system in combination with the floating floor system consisting of a layer of 1 mm (0.04 in) of Marlon Marine VE 1400 and min. 10 mm (0.4 in) Marlon Marine 1600 SL, min. 50 mm (2.0 in) of mineral wool, 3 mm (0.12 in) steel plate, 1 mm (0.04 in) Marlon Marine VE 1400 and 2 mm (0.08 in) steel plate. This system gives a very high sound reduction of both airborne, structure borne and impact noise as well as very good damping of vibrations and a very high loss factor over a wide temperature and frequency range, which provides a high degree of comfort on board the vessel. Marlon Marine Sound Floor systems are A60 approved and have a building height for approx. 67 mm (2.68 in). Prior to application of carpets, vinyl, etc. a smoothing levelling of e.g. Marlon Marine 900 SL, Marlon Marine 1600 SL or Marlon Marine 1800 SL can be applied.

## Product advantages

- Excellent noise vibration damping of all kind of noise sources
- Open for foot traffic after 8-10 hours (20°C/68°F)
- Easy to apply

## Surface preparation


The surface must be straight before installation, otherwise levelling of the deck is necessary.

## Application

Pour the mixed Marlon Marine VE 1400 visco-elastic product onto the surface by using a notched trowel in size of 2 mm (0.08 in) to get a finish layer thickness of 1 mm (0.04 in) depending on requirement. Before Marlon Marine VE 1400 is completely dry (then surface is still sticky) a thin layer of coarse sand must be strewn on top of the Marlon Marine VE 1400, like sand paper, to provide a good adhesion between the visco-elastic layer of Marlon Marine VE 1400 and Marlon Marine 1600 SL as constrained layer. After drying of Marlon Marine VE 1400, apply the mixed Marlon Marine in a thickness of min. 10 mm (0.4 in) after the Marlon Marine 1600 SL is dried, apply the mineral wool/Slabs directly on the steel deck with staggered joints and butted tight. The first layer of steel plate (3 mm/0.12 in) must be applied directly on top of the mineral wool, then measure up the area to be applied and mix the Marlon Marine VE 1400 and pour the mixed Marlon Marine VE 1400 visco-elastic product onto the first layer of steel plate by using a notched trowel 2 mm (0.08 in) to get a finish layer thickness of approx. 1 mm (0.04 in). Apply the second layer of steel plate (2 mm/0.08 in) directly into the wet Marlon Marine VE 1400 with staggered joints in relation to the first layer of steel plates. The two layers of steel plates must be mounted together with pop rivets or self-tapping screws. The mixed Marlon Marine VE 1400 product must be used within approx. 15 min. at 20°C/68°F (80% RH). Do not use the product below 5°C/41°F.

## Notice

The recommendations relating to the application and end use of Marlon Marine products are given in good faith based on our current knowledge and experience. The information and recommendations are given without warranty of any kind and does not lead to any further liability for Marlon Marine, besides what is stated in the sales agreement. It is the buyer or end-user's responsibility to investigate or in other way make sure that Marlon Marine's product are suitable for the intended use and further are stored, handled and applied in accordance with stated directions. All orders are delivered and accepted in accordance with Marlon Marine's general conditions of sale.



# Product information

## Weight of the system

65.7 kg/m<sup>2</sup> with 50 mm (2.0 in) mineral wool.

## Application temperature

5-35°C (41-95°F).

## Walkable

8-10 hours at 20°C/68°F and 80 % RH with Marlon Marine VE 1400.

## Walkable

Ready for covering after approx. 24 hours with Marlon Marine 1600 SL.

## Pot life

15-20 minutes at 20°C/68°F and 80 % RH with Marlon Marine VE 1400.

## Storage

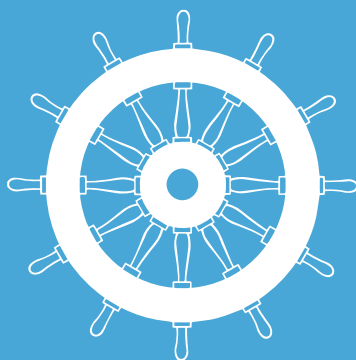
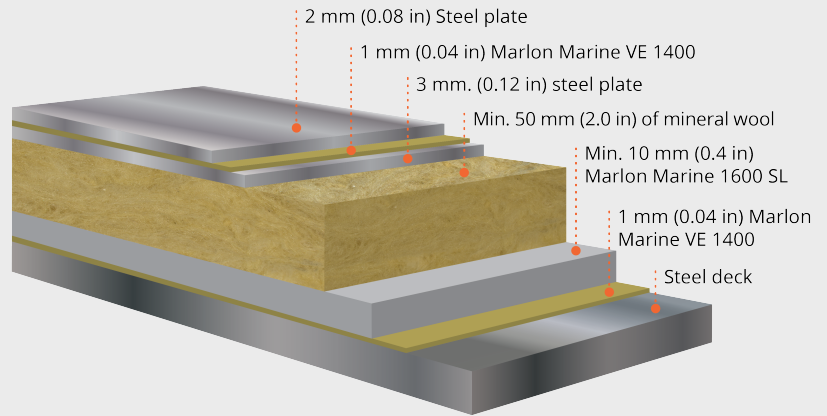
In dry conditions, do not expose to moisture and freezing temp.

## Important

It is important that one bucket of Marlon Marine VE 1400 base material and one can of Marlon Marine VE 1400 hardener is mixed directly together.

## Information

Version 05.19 replace -



**A solid solution**

